

Type:SD43

◆ Product Description

- 4.8×4.3mm Max.(L×W), 3.50mm Max. Height.
- Inductance Range: 1.0~68.0μH
- Rated current range: 0.37~2.7A
- In addition to the standards versions shown here, custom inductors are also available to meet your exact requirements.

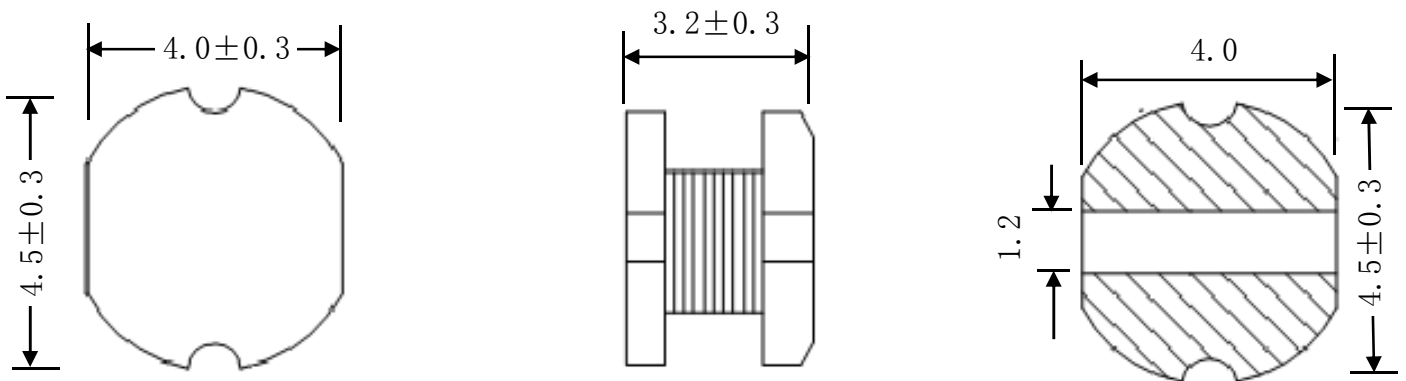
◆ Feature

- Magnetically unshielded construction.
- Ideally used in PDA,MP3,DSC/DVC,Portable DVD,etc as DC-DC Converter inductors.
- RoHS Compliance.

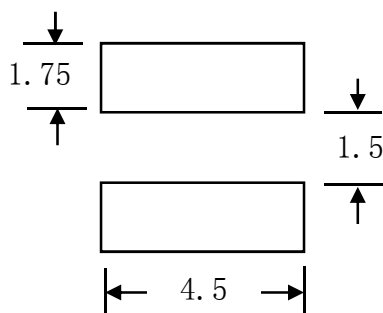
◆ Application

- Mobilephone
- PDA
- MP3
- DSC/DVC
- Portable DVD
- DC/DC converters, etc

◆ Dimensions (mm)



◆ Land Pattern (mm)

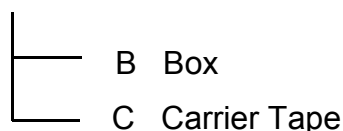


Type:SD43
◆ Specification

Suntek Part Number	System code	Stamp	Inductance [Within] (μH)	D.C.R.(m Ω) Max.(Typ.) (at20 $^{\circ}\text{C}$)	Rated Current (A)	S.R.F. (MHz)(TYP.)
SD43-1R0M□		1R0	1.0 \pm 20%	48.7	2.70	113.8
SD43-1R4M□		1R4	1.4 \pm 20%	56.2	2.50	101.0
SD43-1R8M□		1R8	1.8 \pm 20%	63.7	2.33	92.0
SD43-2R2M□		2R2	2.2 \pm 20%	71.2	2.25	76.3
SD43-2R7M□		2R7	2.7 \pm 20%	78.7	2.16	66.6
SD43-3R3M□		3R3	3.3 \pm 20%	86.2	2.00	63.8
SD43-3R9M□		3R9	3.9 \pm 20%	93.7	1.84	53.8
SD43-4R7M□		4R7	4.7 \pm 20%	108.7	1.62	49.5
SD43-5R6M□		5R6	5.6 \pm 10%	125.7	1.48	43.2
SD43-6R8M□		6R8	6.8 \pm 10%	131.2	1.43	41.4
SD43-8R2M□		8R2	8.2 \pm 10%	146.2	1.37	35.8
SD43-100M□		100	10 \pm 20%	182	1.04	35.8
SD43-120M□		120	12 \pm 20%	210	0.97	32.4
SD43-150M□		150	15 \pm 20%	235	0.85	29.3
SD43-180M□		180	18 \pm 20%	338	0.74	27.5
SD43-220M□		220	22 \pm 20%	378	0.68	24.7
SD43-270M□		270	27 \pm 20%	522	0.62	21.7
SD43-330K□		330	33 \pm 10%	540	0.56	19.6
SD43-390K□		390	39 \pm 10%	587	0.52	18.0
SD43-470K□		470	47 \pm 10%	844	0.44	15.6
SD43-560K□		560	56 \pm 10%	937	0.42	14.8
SD43-680K□		680	68 \pm 10%	1117	0.37	13.2

※Description of Part Name

SD43-1R0M□


 ※1.Measuring Frequency: L 1.0 μH ~8.2 μH ; at7.96MHz

 10 μH ~68 μH ; at2.52 KHz

 ※2.Rated current:The DC current at which the inductance decreases to 90 % of it's initial value or when $\Delta t=40^{\circ}\text{C}$,whichever is lower($T_a=20^{\circ}\text{C}$).